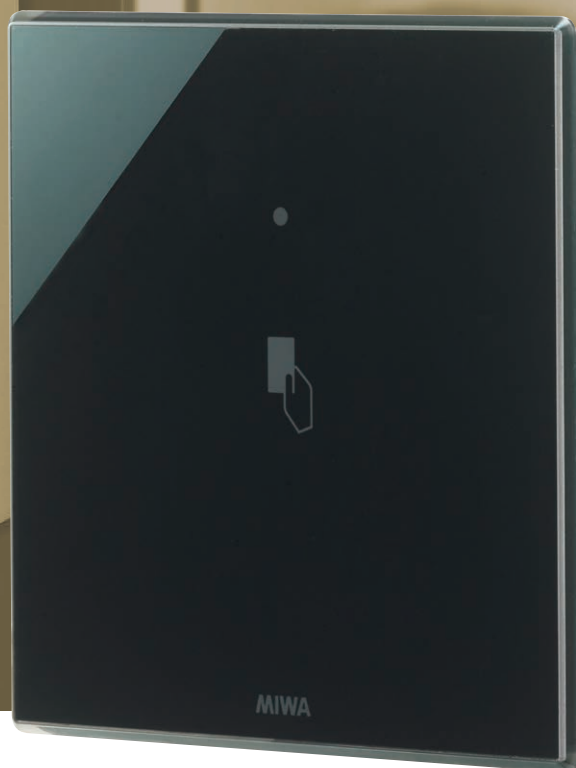


Hotel Electric Lock: *Peripherals*

Elevator / Perimeter Access Control Unit



Elevator card reader
RDFL-B03 Series

- Only the guests with a valid card keycard will have access to the elevators / floors and the gates.
- Reader is designed to be built into elevator panel or wall on the gates.
- Up to 40 contacts relays available.
- Up to 4 card readers can be operable under one controller.
- Mobile key option available.

MIWA LOCK CO., LTD.

JAPAN 3-1-12, Shiba, Minato-ku, Tokyo 105-8510
URL: www.miwa-lock.biz

U.S.A 9272 Jeronimo, Suite 119, Irvine CA 92618
URL: www.miwalock.com

Specifications

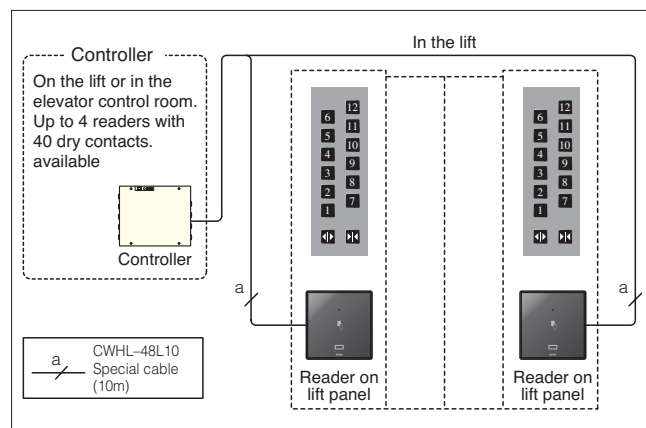
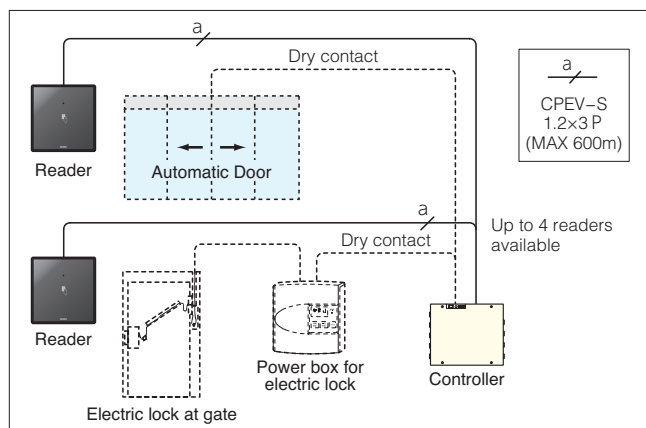
Reader

External dimensions	W: 116 mm × H: 120 mm × D: 45 mm
Weight	250 g
Power supply	Supplied from controller
Reader finish	Black color hard coated acrylic
Environmental condition	-5°C~+50°C / 20~90%RH (No condensation)

Controller

External dimensions	W: 374 mm × H: 314 mm × D: 115 mm
Weight	6kg (without back-up battery)
Power supply	AC100V~240V ±10%
Power consumption	75VA
Output	Normal open or close contact Max 40 relays
Duration of contact	1~59 sec. adjustable
Contact capacity	DC30V / 2A , AC250V / 2A
Environmental condition	Internal installation only 0°C~+50°C / 20~80%RH (No condensation)

Diagram



Detail Drawing

Controller

- CMHL-401: 10 dry contacts
- CMHL-402: 20 dry contacts
- CMHL-403: 30 dry contacts
- CMHL-404: 40 dry contacts

Reader

- RDFL-B03H : RFID Only
- RDFL-B03BLEF : RFID with BLE
- RDFL-B03BLES : RDID with BLE and Human detect sensor

